
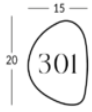


ALBERICO

Linea di segnaletica per interni realizzata in metallo verniciato con testi in plexiglass ritagliato e applicato a rilievo. Targa alla base in metallo da 1,5 mm di spessore. Lettering a rilievo sopra la targa in plexiglass ritagliato e verniciato con spessore 3 mm. Finitura disponibile: verniciatura nei colori Apir e in qualsiasi tonalità della scala RAL. Serie di icone e pittogrammi esclusivi in abbinamento. Fissaggio a parete con nastro biadesivo.



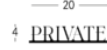
Versione



ALBEP



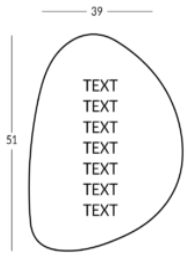
ALBENP



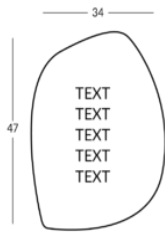
ALBELET



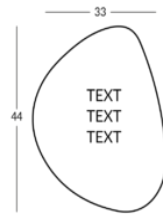
ALBEI



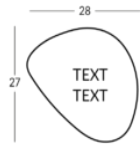
ALBE8



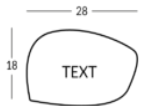
ALBE5



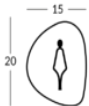
ALBE3



ALBE2



ALBE1




ALBEX


Finiture verniciate




Oro




Oro antico



Anticato
chiaro




Tortora (RAL
1019)




Bronzo



Simil corten



Argento



Canna di
fucile

